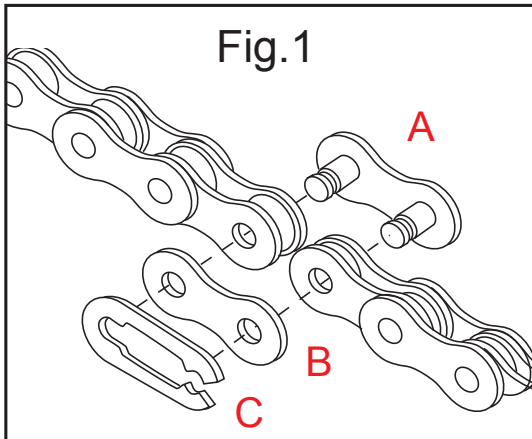


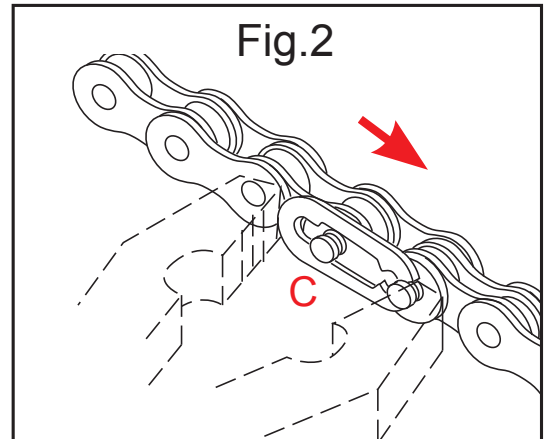
# Spring Clip Guide



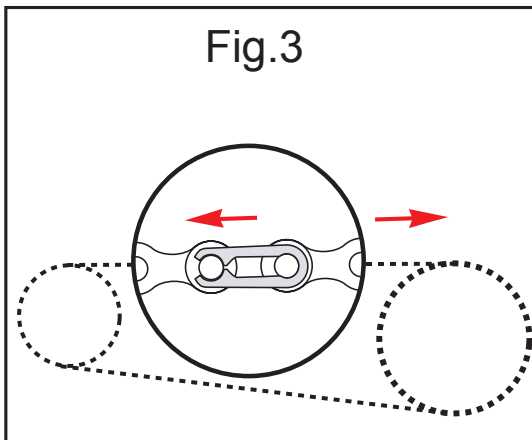
## How to Install Spring Clip



Step 1: Connect both ends of the chain with pin link. (Fig.1-A)



Step 2: Place the outer plate (B) and spring clip (C) over the rivets. Secure spring clip with pliers.



Step 3: The closed end of spring clip should be mounted in direction of chain travel.(Fig.3)



**For your own safety, do not reuse chain pins after pin removal. Please reconnect chain using a KMC connecting link.**

**BICYCLE CHAIN**

[WWW.KMCCHAIN.US](http://WWW.KMCCHAIN.US)